



F-ROC Approach and Overview for Leaders





Course Objectives

A yellow pencil with an orange eraser and a grey ferrule is positioned vertically on the left side of the slide. The number '2' is written in a black circle on the pencil's body, and the text 'F-ROC' is written vertically below it.

Examine what is needed to effectively implement the Florida Recovery Obligation Calculation (F-ROC).

Understand the opt-in decision making process to participate in F-ROC.

Examine the impact of F-ROC and identify and mitigate potential roadblocks.

Apply your F-ROC knowledge to determine if F-ROC is right for you.



Course Agenda



01 F-ROC Overview

02 Four Pillars of F-ROC

03 F-ROC Benefits

04 F-ROC Scoring

05 What's Next





F-ROC Overview



For Your Information





Welcome to F-ROC – Overview Video



01 No Standards

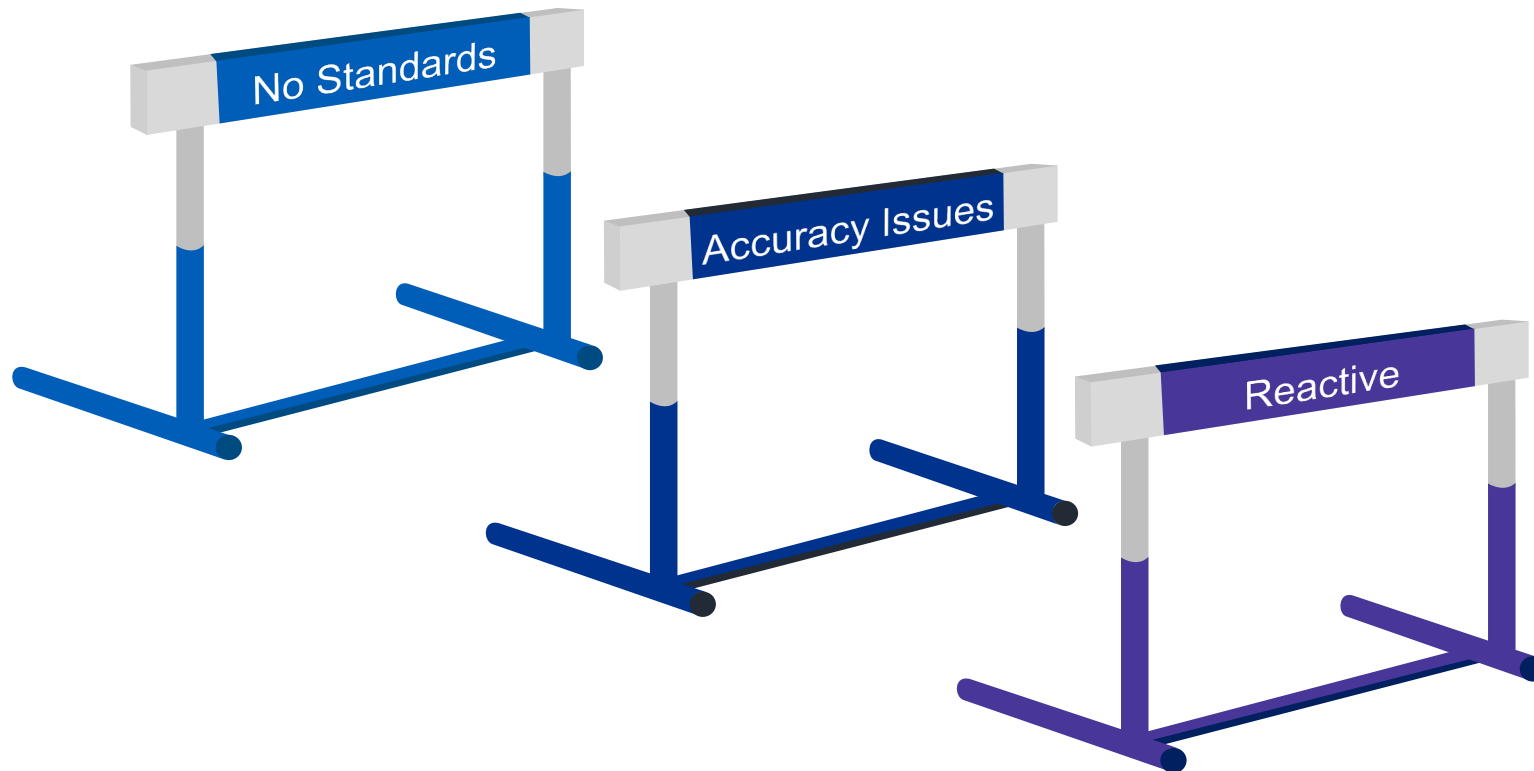
Documentation could be submitted in PDFs, Excel spreadsheet, email, scanned documents.

02 Accuracy Issues

Documentation was often inaccurate or incomplete and risk was high.

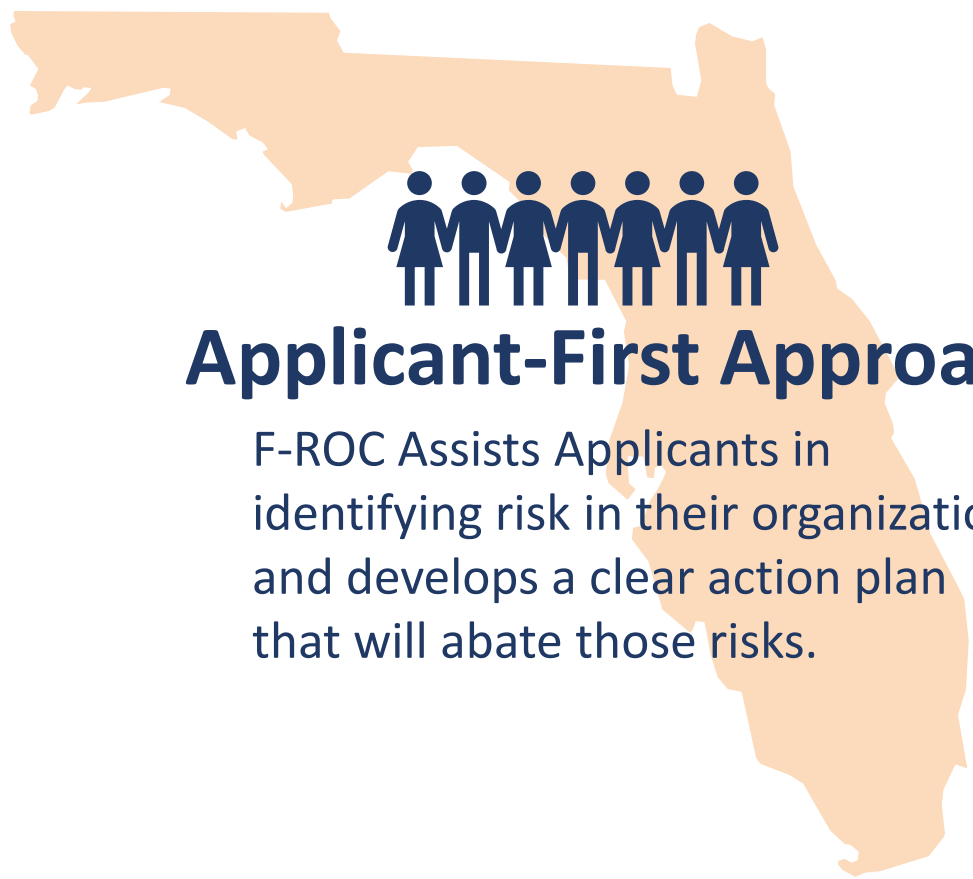
03 Reactive

Most of the work being done for an event was taking place after the event.





What is F-ROC?



Applicant-First Approach

F-ROC Assists Applicants in identifying risk in their organization and develops a clear action plan that will abate those risks.



The Focus of F-ROC



**Building Equity in
Public Assistance**

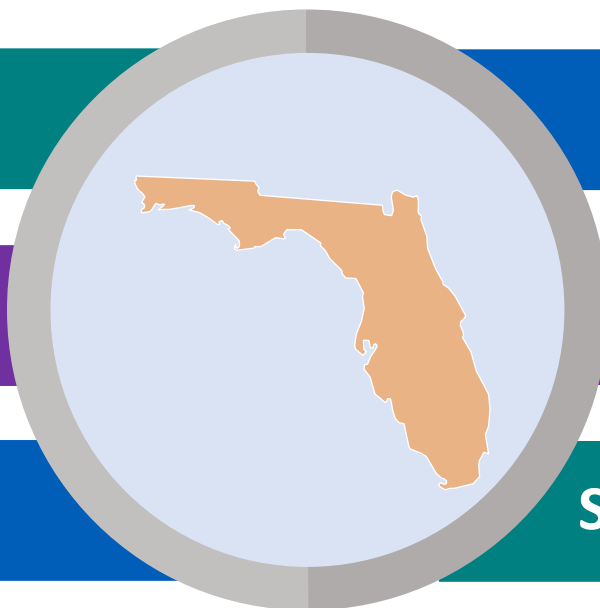
Reduction of Risk

**State Managed, Federally
Supported**

Evaluation of Risk

**Making Recovery
Proactive**

Standardized Process





4 Pillars of F-ROC



4 Pillars of F-ROC



01 Standardization

Form standardization simplifies the process, making it easier to submit documentation for Public Assistance.

02 Procurement

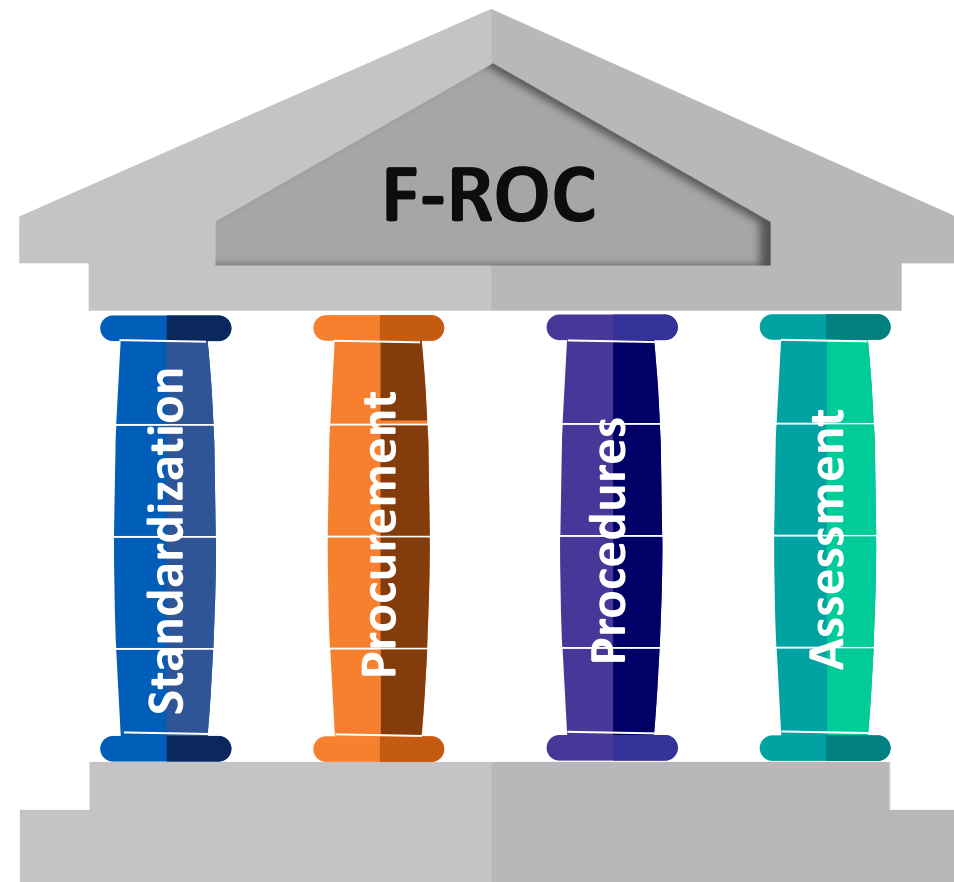
Understanding the procurement process and having contracts and vendors in place is critical in successful submission for Public Assistance.

03 Procedures

We help our Applicants prepare for events by ensuring they have a plan in place that includes policies and procedures.

04 Assessment

Our Disaster Readiness Assessment provides Applicants the insights needed for them to be successful in the F-ROC program.





Standardization



01 Standardization

Form standardization simplifies the process, making it easier to submit documentation for Public Assistance.

02 Procurement

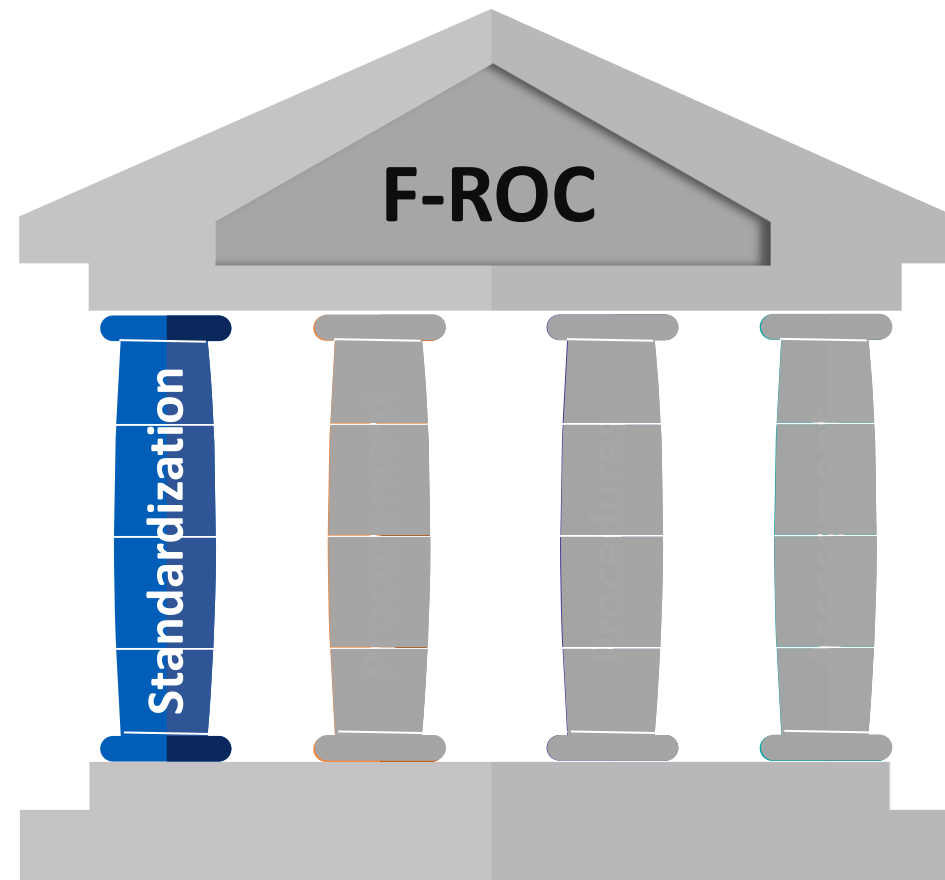
Understanding the procurement process and having contracts and vendors in place is critical in successful submission for Public Assistance.

03 Procedures

We help our Applicants prepare for events by ensuring they have a plan in place that includes policies and procedures.

04 Assessment

Our Disaster Readiness Assessment provides Applicants the insights needed for them to be successful in the F-ROC program.



Current Challenges



Timing of funding post-disaster to impacted communities



Inconsistencies in documentation elements and submissions



OIG findings around a lack of risk-based approaches in recovery



Increase in de-obligation due to documentation inconsistencies



Different forms, different processes within a county or region

Goals



Flow funding to impacted communities faster while also managing risk



Establish clear standardized documentation expectations to promote accuracy & efficiency



Promote a streamlined and simplified FEMA Public Assistance process built on Disaster Readiness Assessment



Provide Applicants with a listing of actions to decrease de-obligations and increase funding advancement



More cohesive approach and support between Applicants as everyone is using same documentation



Form Standardization



- Standardizing all Applicant projects to have the same look and feel will result in fewer questions, faster approvals, and a more streamlined Public Assistance process.
- Standardizing all forms for Category A and Category B and using intuitive features such as drop-down menus, limited free text, structured data, and essential data fields.
- Presenting all information in a clear, organized manner, and simplifying the process for Consolidated Resource Center (CRC) staff.



Standardized Forms



Contract Work Summary Record	Debris Management Site Checklist	Leaner-Hanger Summary	Mutual Aid - State Mission Cost Estimate Form - Editable PC
Crew Time Report	Demolition of Private Property Eligibility Checklist	Leaner-Hanger-Stump Ticket – Example	Mutual Aid - State Mission Cost Estimate Form - Editable Travel
Daily Activity Report- Inmates	Donated Resources - Emergency Work Checklist	Load Site Log	On-Hand Materials and Supplies Usage Log
Daily Activity Reports- Individual	Equipment Inventory Log	Mosquito Abatement – Vector Control Checklist	Public Assistance Applicant Procurement Compliance Checklist
Daily Activity Reports- Individual EMS	Expanded Daily Activity Reports – Team - National Guard	Mutual Aid - EMAC R-2	Right of Entry – Example
Daily Activity Reports- Individual Firefighter	FEMA EHP Completeness Checklist for CAT A and B Permit Reference List	Mutual Aid - SMAA Local Resource Support Agreement	Sign-In Sheet
Daily Activity Reports – Individual – Law Enforcement	First Push Activity Log	Mutual Aid - State Mission Cost Estimate Form - Editable	Stump Summary
Daily Activity Reports- Team	Haul-Out Log	Mutual Aid - State Mission Cost Estimate Form – Editable EC.	Tower Monitor Summary Form
Daily Roving Monitor Log	Initial Damage Assessment	Mutual Aid - State Mission Cost Est. Form – Editable Equipment Rates	Truck Certification Form & Instructions
Debris Load Ticket Template	Labor Backfill Form	Mutual Aid - State Mission Cost Est. Form - Editable Materials	Unmanned Equipment Usage Log
	Labor Roster	Mutual Aid- Claim Summary Form	



Procurement



01 Standardization

Form standardization simplifies the process, making it easier to submit documentation for Public Assistance.

02 Procurement

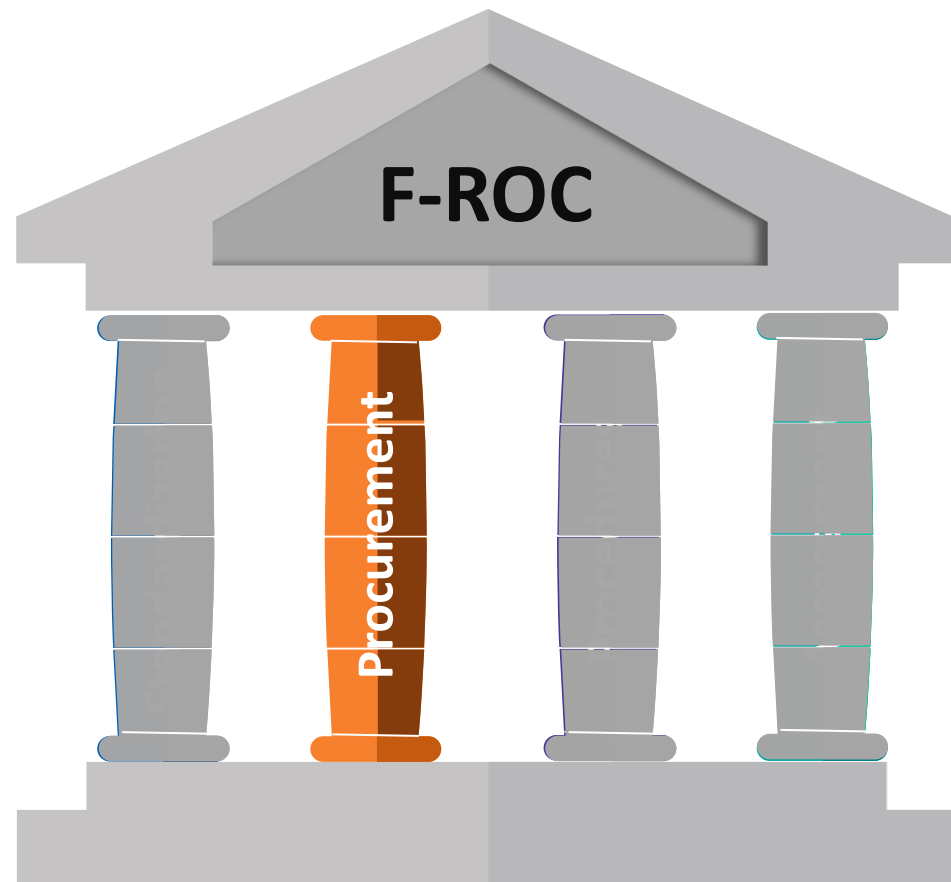
Understanding the procurement process and having contracts and vendors in place is critical in successful submission for Public Assistance.

03 Procedures

We help our Applicants prepare for events by ensuring they have a plan in place that includes policies and procedures.

04 Assessment

Our Disaster Readiness Assessment provides Applicants the insights needed for them to be successful in the F-ROC program.



When an Applicant decides to opt-in to F-ROC they are agreeing to complete important procurement activities BEFORE and AFTER an event.

Action Items!

Define cost eligibility

Identify labor, equipment, supplies, contractors

Apply procurement policies



F-ROC Procurement Planning

As you begin your F-ROC journey, you will have the opportunity to ensure that your procurement plans meet federal procurement regulations.



F-ROC Procurement Considerations

- Confirm your procurement procedures include important documentation.
- Confirm that your entity has written procurement procedures that ensure all solicitation documents include a clear description of the need for the goods or services being procured.
- Include all federally required contract provisions.
- Utilize F-ROC resources including Forms, Checklists, and your customized abatement plan.



Procedures



01 Standardization

Form standardization simplifies the process, making it easier to submit documentation for Public Assistance.

02 Procurement

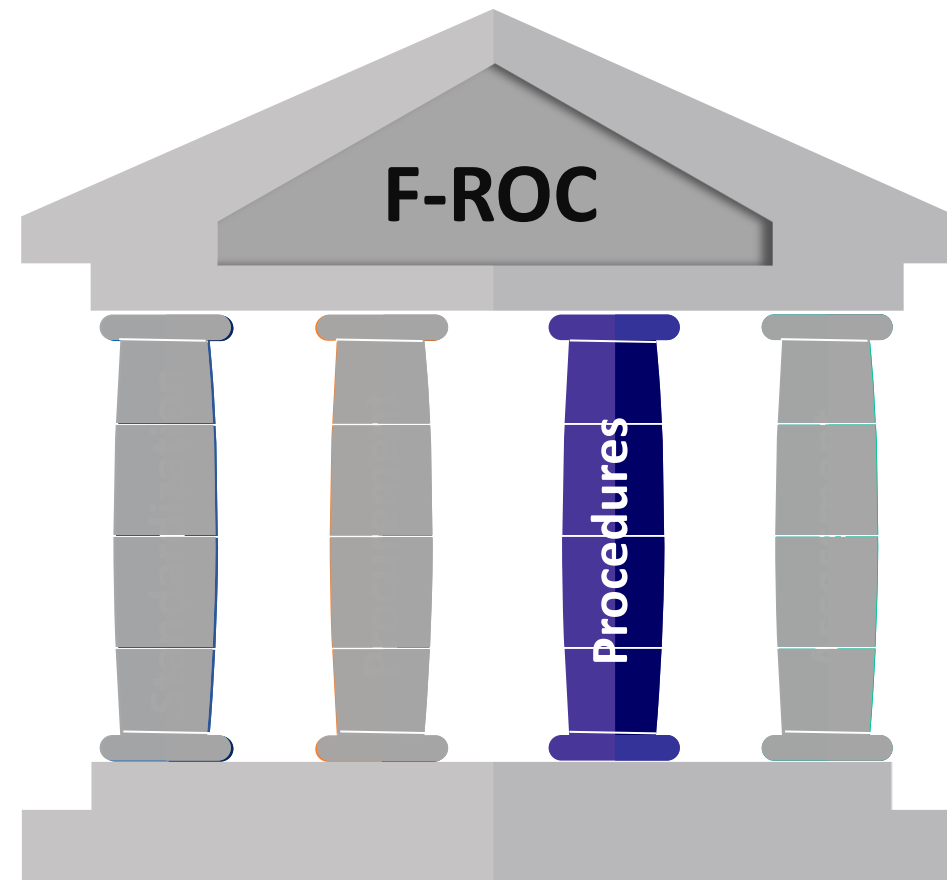
Understanding the procurement process and having contracts and vendors in place is critical in successful submission for Public Assistance.

03 Procedures

We help our Applicants prepare for events by ensuring they have a plan in place that includes policies and procedures.

04 Assessment

Our Disaster Readiness Assessment provides Applicants the insights needed for them to be successful in the F-ROC program.





Procedures for Recovery



**Make a
Plan**



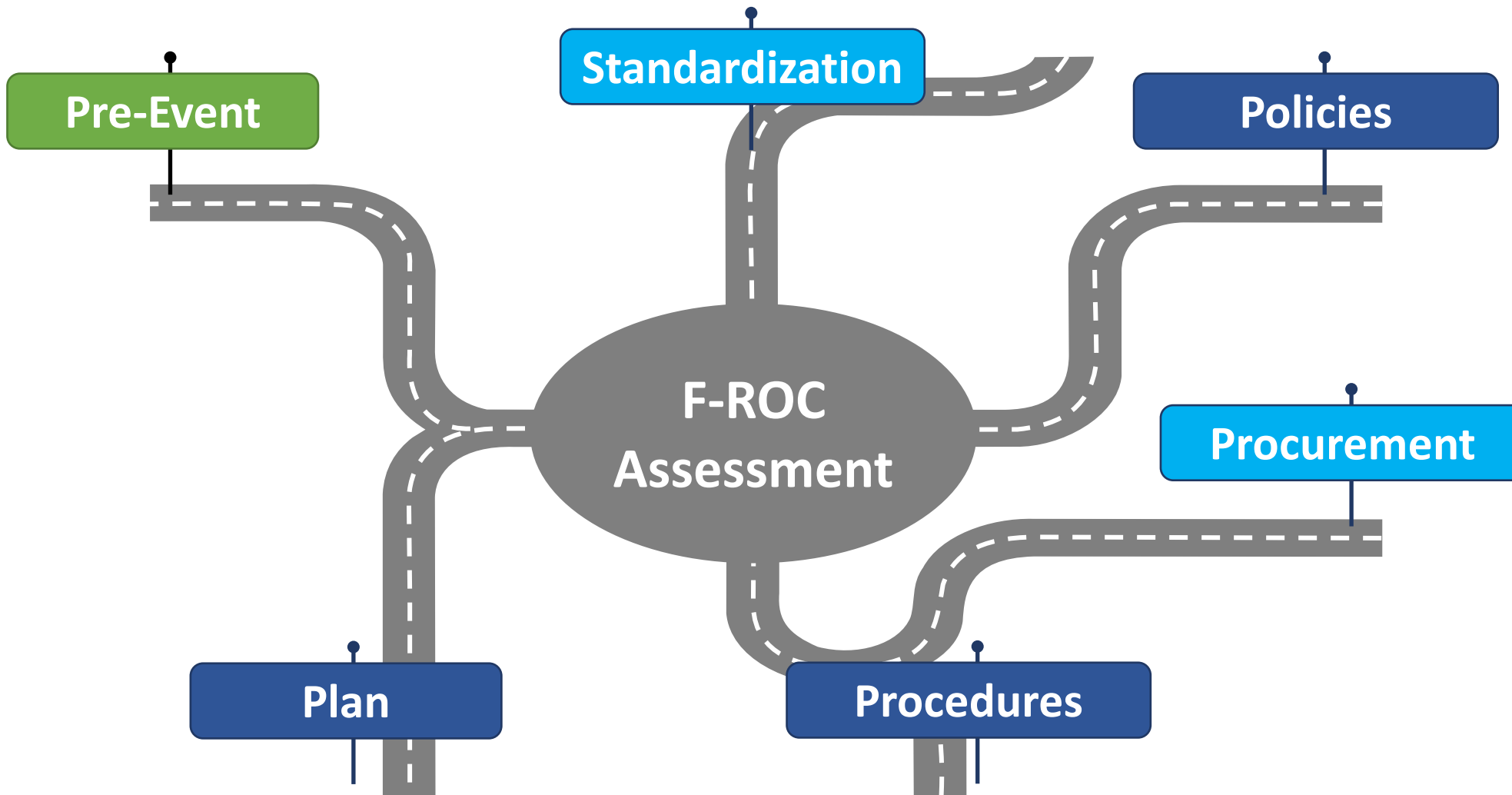
**Update
Policies**



**Update
Procedures**



All Roads Lead to...





Assessment



01 Standardization

Form standardization simplifies the process, making it easier to submit documentation for Public Assistance.

02 Procurement

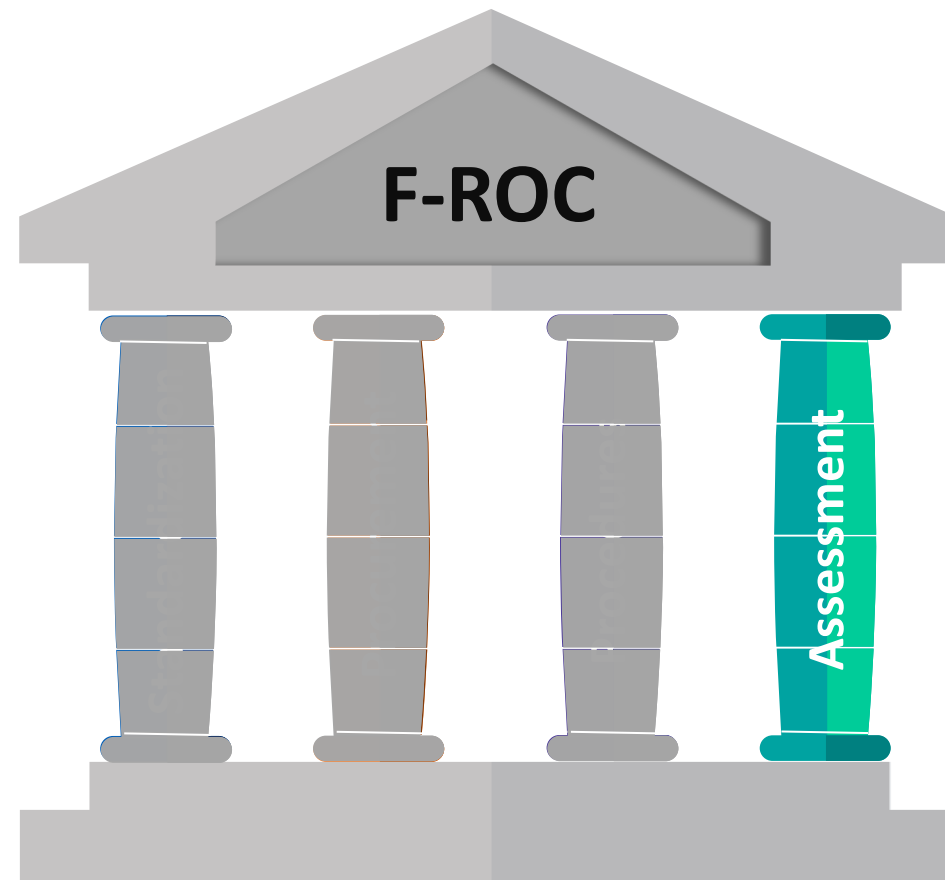
Understanding the procurement process and having contracts and vendors in place is critical in successful submission for Public Assistance.

03 Procedures

We help our Applicants prepare for events by ensuring they have a plan in place that includes policies and procedures.

04 Assessment

Our Disaster Readiness Assessment provides Applicants the insights needed for them to be successful in the F-ROC program.

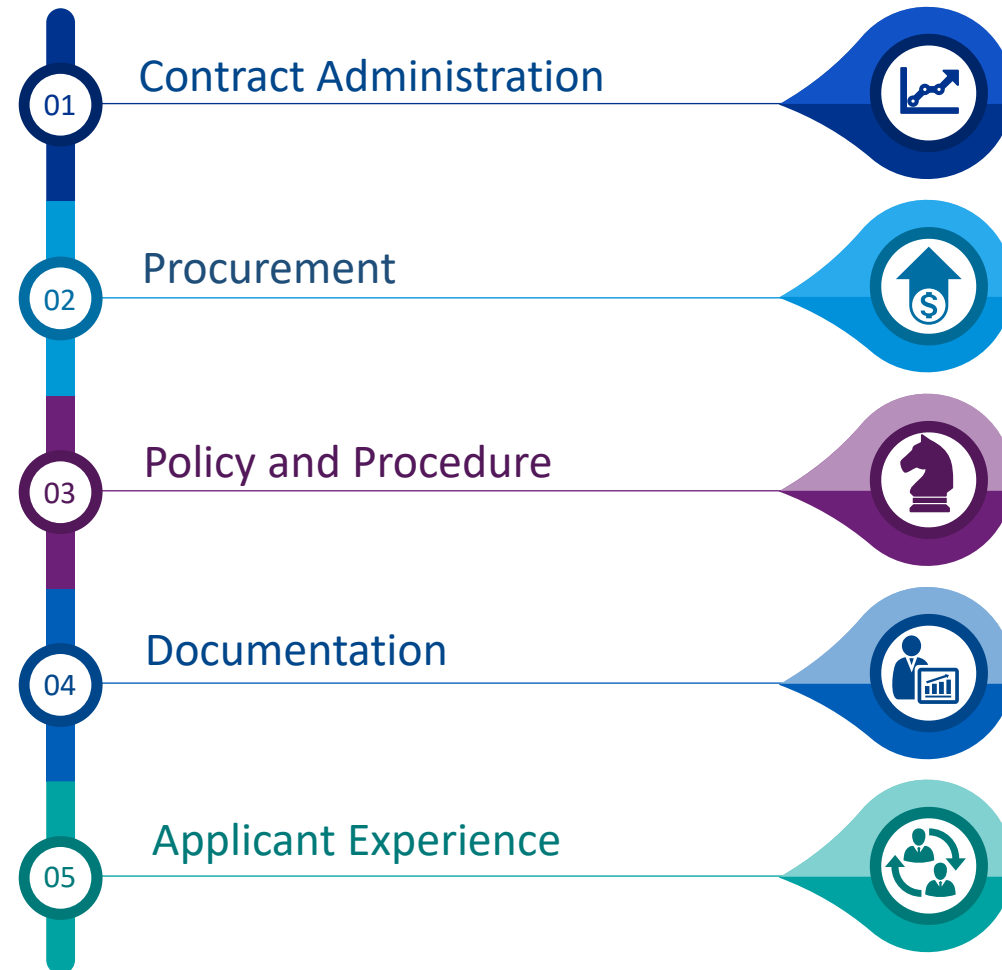




Disaster Readiness Assessment (DRA)



All Disaster Readiness Assessment questions were grouped into two categories, Category A and Category B. The questions in these two categories can then be further broken down into five sub-categories:





Assessment Questionnaire

Category

Applicant Experience	3/8	^
Questions	Status	
Q1.a. If yes, has this Applicant ...	●	Complete
Q1.b. If yes, was any of the fun...	●	Complete
Q1.c. If yes, please select the d...	●	Not Started

[Summary](#)

1: Has this Applicant previous been awarded Federal funding?

- A Yes, the Applicant has been awarded Federal funding for at least 5 out of the last 10 years.
- B Yes, the Applicant has been awarded Federal funding for 2-4 out of the last 10 years.
- C No, the Applicant does not have any experience with a Federal Grants program or has only been awarded Federal funding for 1 year or less out of the last 10 years.

Based on your response, you will be required to upload documents prior to submission of assessment.

[Add Comments](#)

[Save & Next](#) →

Disaster Readiness Score

Back

Export

Disaster Readiness Score

Last updated February 13, 2023

Debris Removal Risk Rating

LOW



Disaster Readiness Score contribution by category

- Applicant Experience: 7%
- Contract Administration: 9%
- Documentation: 16%
- Policy/Procedure: 12%
- Procurement: 56%

Emergency Protective Measures Risk Rating

LOW



Disaster Readiness Score contribution by category

- Applicant Experience: 11%
- Contract Administration: 13%
- Documentation: 24%
- Policy/Procedure: 37%
- Procurement: 15%



Abatement Generated

Abatement Reviewed

Abatement Submitted

Recommendations Reviewed

Estimated Due Date: 10/12/2024

578 Days Remaining

Recommend the Applicant updates their labor policy to include language stating that the policy is applied uniformly, regardless of presidential declaration status. Upload a copy of the updated and approved policy. Review approved labor policy with employees and key stakeholders.

Question



Q5.b. Is the Applicant's (and all of its departments) labor policy applied uniformly regardless of a presidential declaration?

Abatement Activities

We will include a new provision in our labor policy

Owner: Randy

Upload Documents Here



F-ROC Benefits



What's In It for Me?



01 Benefits

02 Cost to join

03 Expedited vs. F-ROC

04 Blue Sky checklists

05 Customized Abatement Plan



Project Formulation

Streamlined processes improve accuracy.



Obligation

Streamlined project reviews, results in quicker **obligation**.



HMGP \$\$\$

Faster obligations mean a higher lock-in and more resilient communities.



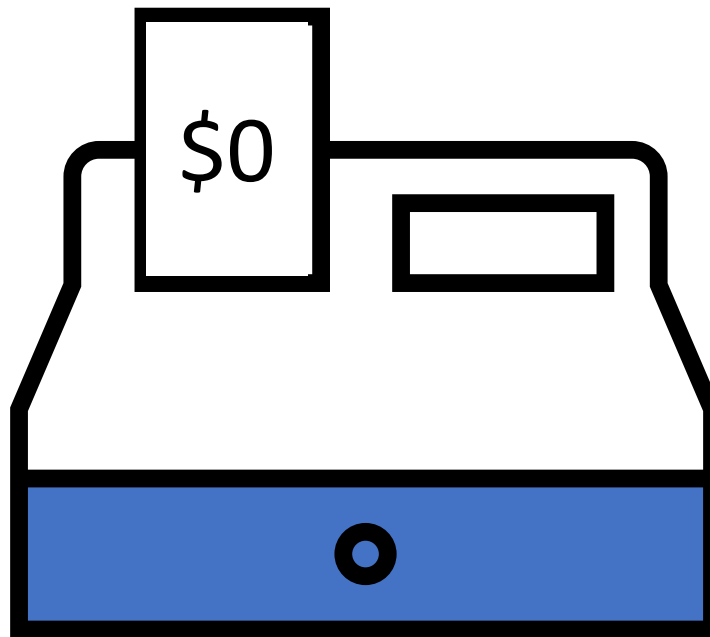
Payment

Responsibly moves \$\$\$ to Applicants in need with maximum speed.





Cost to Join





Expedited vs. F-ROC



50% of funding up front



Limited period of performance (30, 60, 90 days)



Project will need to be reconciled with actual costs before additional funding is received



Only applies to Categories A and B

VS.



Up to 80% of funding up front



Period of performance is not limited



Standardized forms will streamline the reconciliation process



Applies to Categories A and B AND future iterations will include Categories C – G, and Z



Checklists and Guidance



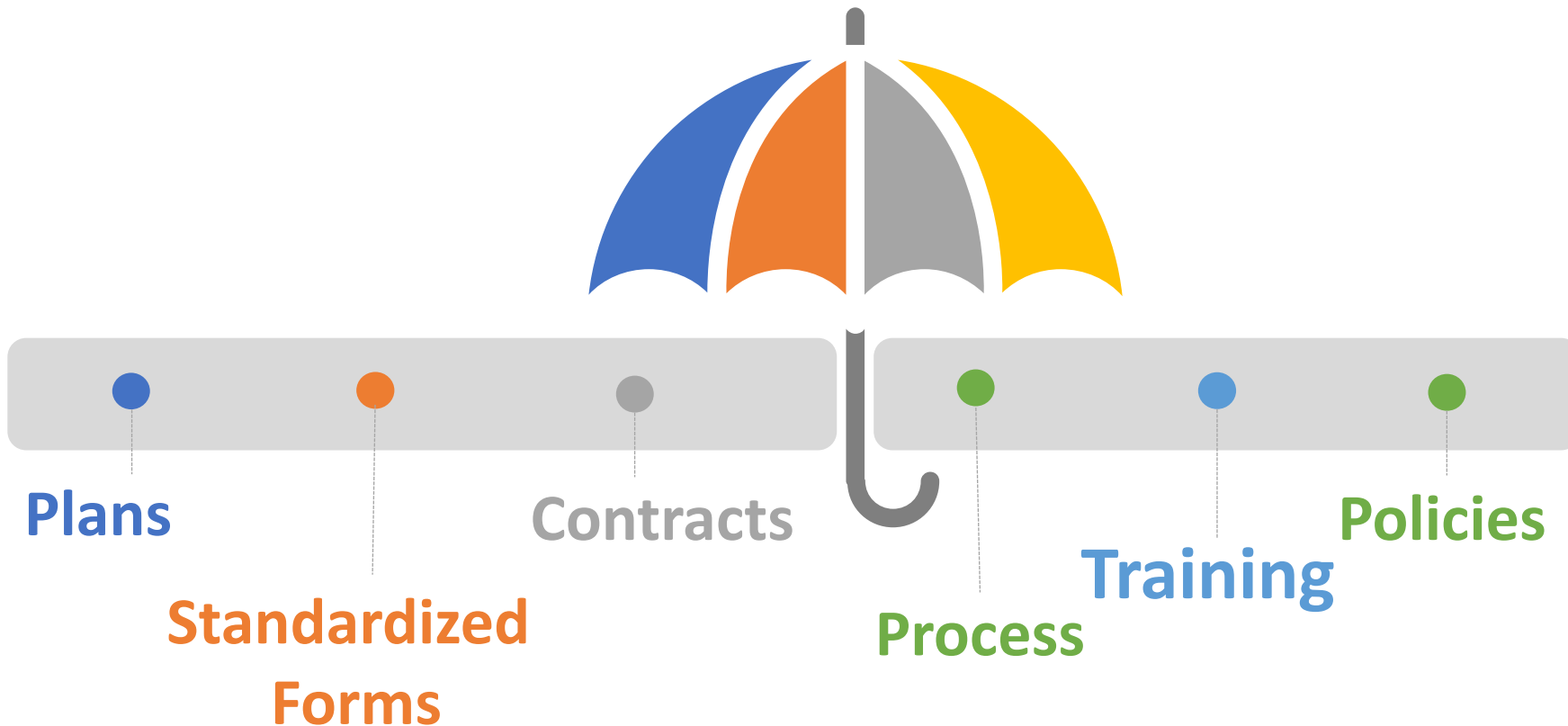
Log in to [Floridadisaster.org/froc](https://floridadisaster.org/froc) to find:

- FEMA policies and fact sheets
- Informational one-pagers
- Checklists
- Templates
- Guides
- Guidelines on common mistakes to avoid
- Use case examples
- Reference lists
- And so much more!





Customized Abatement Plan





F-ROC Scoring



F-ROC Scoring: 80% to 100%



The Florida Iceberg! Just like the majority of an iceberg isn't visible, the majority of PA funding can be received upfront through the F-ROC process.

The **maximum F-ROC score is 80**. This score is made up of three components:

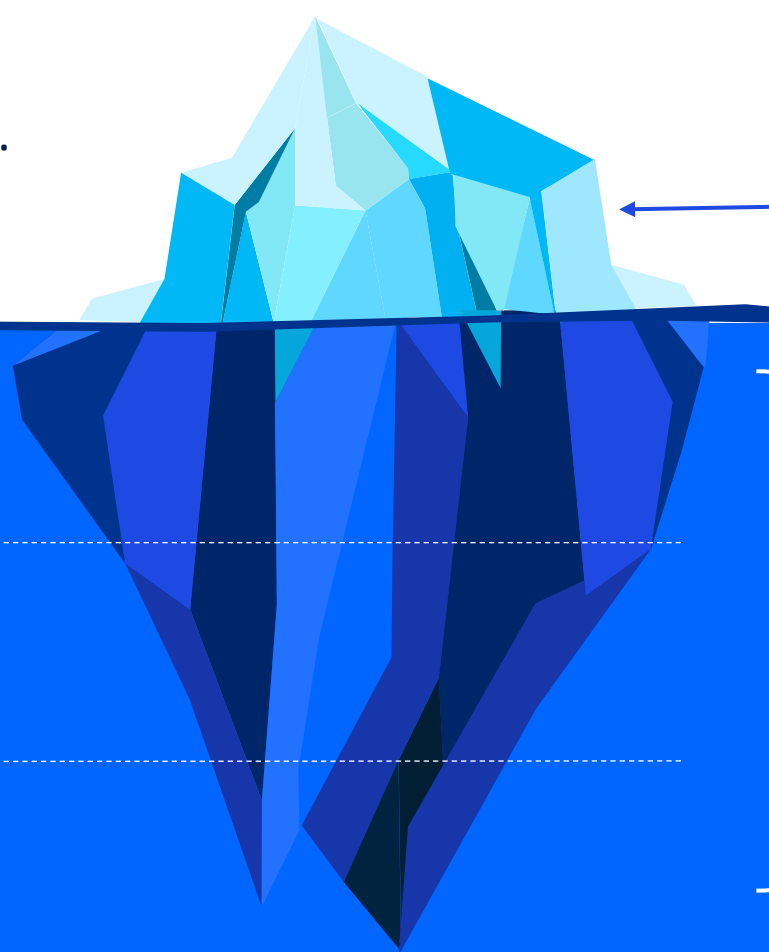
Once **validation** of supporting documents is **complete**, you will receive the remainder of the validated, obligated amount

20 Post Disaster Questionnaire (F-ROC Forms and Training)

40 Disaster Readiness Assessment

20 Baseline

With F-ROC, you can receive up to **80% Funding Upfront**






What's Next

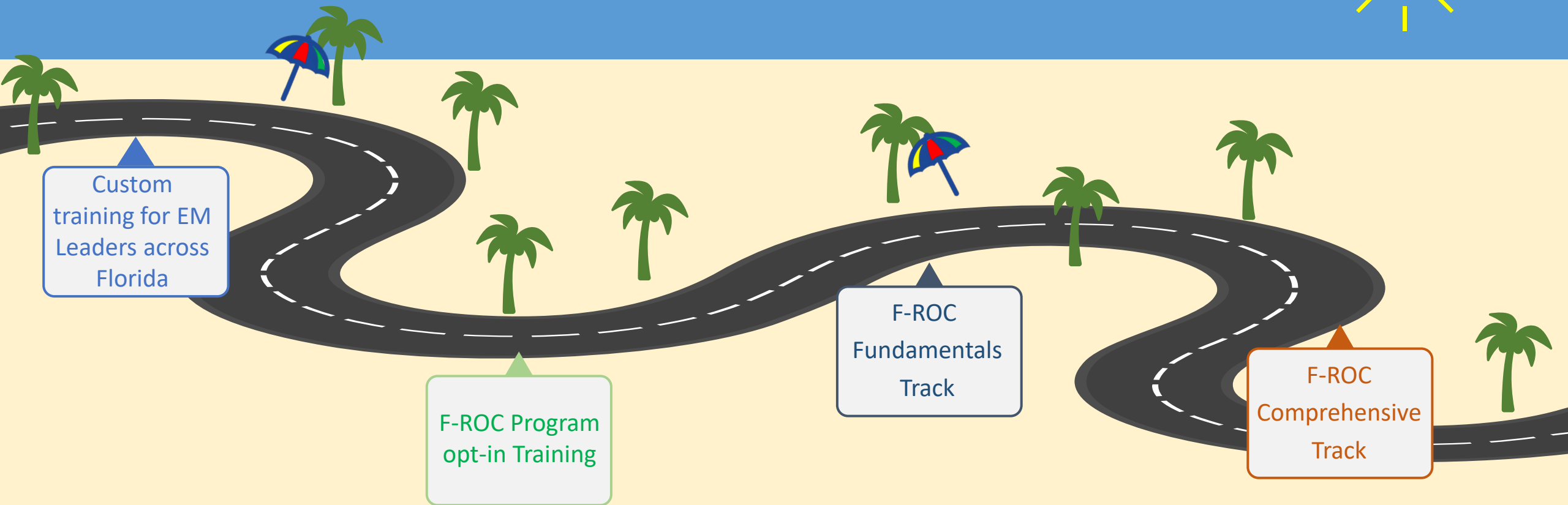



Event of Event Video





F-ROC Training Journey





Are you Interested?



Consider

Login to the FDEM/F-ROC website and make sure the program is right for you



Stay Informed

Be on the look out for additional communication from FDEM



Review

Examine your current data sources and documentation



Discuss

Examination your options with your internal teams and stakeholders






How Can I Stay Informed?



Have feedback
or ideas?



Want to receive
updates?



FloridaDisaster.org/FROC

Please send an email to F-ROC@em.myflorida.com